



Government of India  
Ministry of Power  
North Eastern Regional Power Committee  
Lapalang, Shillong 793006

No. NERPC/Dev/2023/1506-1544

Dt: 30<sup>th</sup> May, 2023

सेवा में / To,  
संलग्न सूची के अनुसार  
As per list enclosed.

**Sub: Provisional DSM under ABT regime for the period from 15.05.23 to 21.05.23 - reg.**

सर/मैडम,  
Sir/Madam,

The Provisional statements giving details of Deviation charges account with payable / receivable particulars, for the period 15.05.23 to 21.05.23 is enclosed. Deviation charges have been calculated as per following CERC Notification and subsequent amendment orders:

- (i) Notification no. L-1/260/2021/CERC dated 14th March 2022 w.e.f. 05.12.2022
- (ii) Suo-moto order dated 26<sup>th</sup> Dec'2022 w.e.f. 28<sup>th</sup> Dec'2022
- (iii) Suo-moto order dated 6<sup>th</sup> Feb'2023 w.e.f. 8<sup>th</sup> Feb'2023
- (iv) Suo-moto order dated 9<sup>th</sup> Apr'2023 w.e.f. 10<sup>th</sup> Apr'2023

The payment by the constituents for the billed amounts shall be made to the Regulatory Deviation and Ancillary Service Pool Account Fund operated by NERLDC within 7 days of the issue of this Deviation-Account. In case of delayed payments against these bills beyond 7 days, the defaulting constituent shall pay surcharge @0.04% for each day of delay. The details of Deviation Accounts, both the statement as well as the data files, are available on NERPC website <https://www.nerpc.gov.in>.

Enclosed -As above.

भवदीय / Yours faithfully,


(एस. एम. आइमोल/ S. M. Aimol)

निदेशक / Director

अधीक्षण अभियंता/ Superintending Engineer

List of Addressees:

1. CMD, TSECL, Bidyut Bhawan, Agartala – 799 001
2. Director (Distribution), MePDCL, Lumjingshai, S.R. Road, Shillong – 793 001
3. Engineer-in-Chief (P&E), P&E Dept., Govt. of Mizoram, Aizawl – 796 001
4. Chief General Manager (Comml), APDCL, Bijulee Bhawan, Paltan Bazar, Guwahati – 781 001
5. Chief Engineer (Comm), Dept. of Power, Govt. of Arunachal Pradesh, Itanagar – 791 111
6. Managing Director, MSPDCL, Keishampat, Imphal-795 001.
7. E-in-C, Dept. of Power, Govt. of Nagaland, Kohima – 797 001
8. Chief Engineer, Loktak HE Project, Vidyut Vihar, Komkeirap, Manipur – 795 124
9. Executive Director (Comml.), NEEPCO Ltd., Lower New Colony, Shillong – 793 003
10. Executive Director, NERTS, POWERGRID, Lapalang, Shillong – 793 006
11. Managing Director, OTPC, Core 4 & Central, 10th Floor, SCOPE Minar, Laxmi Nagar, Delhi – 110092
12. GM (Comml.), NTPC, 3<sup>rd</sup> Floor OLIC building, Plot No.N.17/2, Nayapalli, Bhubaneswar-12
13. CE (G. M.), CEA, SewaBhawan, R.K.Puram, New Delhi – 110 066.
14. G. M., NERLDC, Lower Nongrah, Dongtiah, Lapalang, Shillong - 6.
15. C.G.M (SLDC ) AEGCL, Kahelipara, Guwahati.
16. Gen. Manager (Comml.), NHPC Ltd., NHPC Office complex, Sector –33, Faridabad-121003.
17. G.M (Commercial) APDCL, Bijulee Bhawan, Paltan Bazar, Guwahati - 781 001.
18. General Manager, Ranganadi HEP, NEEPCO, Yazlee, Ar. Pradesh
19. Project Manager, Doyang HEP, NEEPCO, Nagaland
20. Project Manager, AGBPP, NEEPCO Ltd., No. –III, Vill. Bokuloni, Dibrugarh, Assam.
21. Project Manager, AGTPP, NEEPCO Ltd., Ramchandranagar, Agartala, Tripura West- 799008.
22. Dy. G. M (Elect.), Kopili HEP, NEEPCO Ltd., Umrangso, N.C. Hills, Assam.
23. Supdt. Engr. (System Management) MeECL, Lumjingshai, Short Round Road, Shillong.
24. Supdt. Engr. (Commercial) Deptt. of Electricity, Govt.of Manipur, Keisampet, Imphal. 795001
25. Executive Engineer, MSLDC, P & E Dept., Chaltlang, Aizawl- 796012.
26. Supdt. Engr. Dimapur Sub-station Deptt. of Power, Govt.of Nagaland, Dimapur.
27. Dy. G. M. (Commercial) NERTS, Lower Nongrah, Dongtiah, Lapalang, Shillong - 6.
28. Dy. General Manager (ER), POWERGRID, Boring Road, Alankar Place, Patna - 800 001
29. DGM (Comml), OTPC, Core 4 & Central, 10th Floor, SCOPE Minar, Laxmi Nagar, Delhi – 110092
30. DGM (Comml.), NTPC, 3<sup>rd</sup> Floor OLIC building, Plot No.N.17/2, Nayapalli, Bhubaneswar-12
31. AGM (Comml.), NTPC, Bongaigaon Thermal Power Project, P.O Salakati, Kokrajhar-783369
32. Addl. General Manager, Comml & Sys.Opn., TSECL, Banamalipur, Agartala.-799001.
33. Ex. Engr., SLDC, Deptt. of Power, Itanagar, Ar. Pradesh – 791 111
34. CEO, NVVN Ltd., 7<sup>th</sup> Floor, Scope Complex, Lodhi Road, N.Delhi- 110 003
35. Power Trading Corpn. of India Ltd., 2<sup>nd</sup> Floor, NBCC Tower, 15-Bhikaji Cama Place, New Delhi – 66.
36. Member Secretary, NRPC, 18-A, Shaheed Jeet Singh Marg, Katwaria Sarai, NewDelhi-110016.
37. Member Secretary, ERPC, 14, Golf Club Road, Kolkata- 700 033.
38. Member Secretary, WRPC, Plot No F-3, MIDC Area, Opp Seepz, Marol, Andheri (E), Mumbai-400 093.
39. Member Secretary, SRPC, 29, Race Course Road, Bangalore- 560009.



(एस. एम. आइमोल/ S. M. Aimol)

निदेशक / Director

अधीक्षण अभियंता/ Superintending Engineer


**NORTH EASTERN REGIONAL POWER COMMITTEE**

**ABT based Deviation Charge Account  
For the period 15.05.2023 TO 21.05.2023**

Page 1 of 4

CONSTITUENTS	SCHEDULE (MWH)	ACTUAL (MWH)	DEVIATION (MWH)	Receivable from the Deviation and Ancillary Service Pool Account(Rs) (A)	Payable to the Deviation and Ancillary Service Pool Account(Rs) (B)
<b>BENEFICIARIES OF NORTH EASTERN REGION</b>					
ARUNACHAL PRADESH	18,030.88	16,893.94	-1,136.94	5,423,197	0
ASSAM	164,346.85	165,448.25	1,101.41	0	13,425,336
MANIPUR	15,999.63	15,668.91	-330.72	2,979,500	0
MEGHALAYA	23,814.07	23,028.53	-785.54	4,956,055	0
MIZORAM	11,787.55	10,511.13	-1,276.42	4,991,100	0
NAGALAND	16,464.19	15,552.61	-911.58	5,230,273	0
TRIPURA	33,929.89	34,400.11	470.22	0	4,463,574
BNC	196.87	133.51	-63.35	188,750	0
<b>CERC REGULATED GENERATORS (CGS/ISGS)</b>					
AGBPP	29,958.92	32,548.69	2,589.76	11,101,064	0
AGTCCPP	13,756.18	14,247.16	490.98	1,367,325	0
BGTTP	95,997.58	95,560.08	-437.50	0	263,762
PALATANA	91,240.14	90,947.52	-292.62	0	1,657,810
DOYANG	336.93	307.76	-29.17	0	180,993
KHANDONG	0.00	144.65	144.65	0	0
KOPILI	0.00	0.00	0.00	0	0
KOPILI-2	271.70	197.89	-73.81	0	221,983
LOKTAK	1,008.00	1,076.85	68.85	129,595	0
PARE	5,631.16	5,722.63	91.47	211,670	0
RANGANADI	17,344.00	17,141.66	-202.34	0	377,734
KAMENG	38,723.29	38,832.44	109.15	1,357,862	0
<b>INTER- REGIONAL</b>					
ER	-10,761.73	-84,155.43	-73,393.70	0	487,451,620
NR	0.00	79,016.15	79,016.15	508,392,947	0
<b>TOTAL</b>				<b>546329337</b>	<b>508042811</b>


Pool Balance (B - A) :	-38286525
LEGEND :	In pool balance positive(+ve) means surplus in pool and negative(-ve) means deficit in pool

  
 (एस.एम. आइमल / S.M. Aimal)  
 निदेशक/Director  
 उत्तरी क्षेत्र/NERPC  
 विद्युत मंत्रालय/Min. of Power  
 भारत सरकार/Govt. of India  
 शिलांग/Shillong

**NERPC, SHILLONG**  
**Day-wise schedule, actual and Deviation charge statement**  
**From 15/05/2023 to 21/05/2023**


Page 2 of 4

Date	Constituents	Total Schedule (MWH)	Total Actual (MWH)	Deviation (MWH)	Receivable from the Deviation and Ancillary Service Pool Account(Rs)	Payable to the Deviation and Ancillary Service Pool Account(Rs)
15/05/2023	ARUNACHAL PRADESH	2075.37	2445.61	370.24	107342.59	1492607.92
	ASSAM	26164.17	26088.96	-75.21	3513943.49	1728589.65
	MANIPUR	2147.39	2148.60	1.20	356937.74	216257.78
	MEGHALAYA	3895.54	3911.36	15.82	493687.12	690817.57
	MIZORAM	1690.30	1304.67	-385.63	946042.61	4634.61
	NAGALAND	2186.77	2043.23	-143.54	624014.69	27327.30
	TRIPURA	5138.93	5572.36	433.43	119845.31	1975679.49
	AGBPP	3666.06	4144.64	478.58	2016019.89	0.00
	AGTCCPP	1605.44	1780.18	174.74	585431.85	194350.96
	BGTPP	12305.69	12102.46	-203.23	363277.31	752736.84
	BNC	27.93	17.68	-10.25	21925.32	5657.86
	PALATANA	14378.03	14414.24	36.21	65989.47	5000.82
	DOYANG	48.93	43.86	-5.07	3669.50	32193.73
	KHANDONG	0.00	-11.62	-11.62	0.00	0.00
	KOPILI	0.00	0.00	0.00	0.00	0.00
	KOPILI-2	0.00	0.00	0.00	0.00	0.00
	LOKTAK	144.00	150.27	6.27	12695.09	1706.15
	PARE	508.25	516.42	8.17	20139.17	13456.53
	RANGANADI	1555.50	1324.32	-231.18	15013.48	254615.55
	KAMENG	3841.08	3846.47	5.40	196571.67	175878.08
	ER	6139.02	-4730.34	-10869.36	0.00	53798241.51
NR	0.00	11382.11	11382.11	54864728.90	0.00	
16/05/2023	ARUNACHAL PRADESH	2306.00	2419.22	113.22	400325.01	1677876.47
	ASSAM	22669.72	21854.60	-815.11	6359959.99	1179670.57
	MANIPUR	2232.22	2185.38	-46.85	1034959.42	368170.11
	MEGHALAYA	3152.96	3096.04	-56.92	1488298.06	876340.26
	MIZORAM	1679.32	1474.32	-205.00	817736.75	159353.27
	NAGALAND	2228.36	2098.30	-130.06	813842.96	1399.24
	TRIPURA	5456.80	5685.55	228.75	1726561.11	2836667.49
	AGBPP	4378.65	4675.34	296.69	1514930.53	152.14
	AGTCCPP	2055.91	2136.18	80.28	343793.55	212209.15
	BGTPP	13533.62	13563.29	29.67	656355.99	427883.20
	BNC	28.14	18.08	-10.05	38719.85	8450.61
	PALATANA	12559.45	12025.80	-533.65	106348.19	2227601.53
	DOYANG	48.00	45.94	-2.06	5613.85	31700.29
	KHANDONG	0.00	39.74	39.74	0.00	0.00
	KOPILI	0.00	0.00	0.00	0.00	0.00
	KOPILI-2	0.00	0.00	0.00	0.00	0.00
	LOKTAK	144.00	157.59	13.59	25887.33	403.78
	PARE	421.14	432.91	11.77	32735.70	11030.30
	RANGANADI	1313.00	1300.44	-12.56	18484.51	43797.00
	KAMENG	3869.88	3911.42	41.54	473734.65	108725.42
	ER	2007.82	-7980.78	-9988.60	0.00	55781485.10
NR	0.00	10109.53	10109.53	53507882.03	0.00	
17/05/2023	ARUNACHAL PRADESH	2371.13	2516.66	145.53	861181.26	1740212.68
	ASSAM	20323.73	20765.41	441.68	2275662.11	5302454.49
	MANIPUR	2245.59	2174.02	-71.57	1097855.19	561981.83
	MEGHALAYA	2986.71	2805.50	-181.20	1636847.46	465708.15
	MIZORAM	1616.98	1350.58	-266.40	1674792.76	5285.47
	NAGALAND	2355.89	2224.49	-131.40	942091.63	18918.96
	TRIPURA	4087.04	3628.53	-458.51	2804912.24	304871.39
	AGBPP	4805.78	5207.60	401.82	1840950.54	66993.95
	AGTCCPP	2277.19	2341.01	63.82	408419.83	206925.97
	BGTPP	14833.77	14840.53	6.76	558891.94	436931.37
	BNC	28.22	19.33	-8.88	44952.66	12719.36
	PALATANA	12884.11	12934.87	50.76	107678.69	976.53
	DOYANG	48.00	44.88	-3.12	6434.88	25776.88
	KHANDONG	0.00	35.55	35.55	0.00	0.00
	KOPILI	0.00	0.00	0.00	0.00	0.00
	KOPILI-2	0.00	0.00	0.00	0.00	0.00
	LOKTAK	144.00	157.82	13.82	26488.10	60.68
	PARE	576.34	584.66	8.32	32319.76	17593.30
	RANGANADI	1808.00	1783.97	-24.03	21880.20	62462.96
	KAMENG	3955.38	3978.98	23.60	359957.47	132945.95
	ER	-5023.80	-16505.41	-11481.61	0.00	89568323.37
NR	0.00	11523.35	11523.35	86330119.93	0.00	

  
 (एस.एम.अल्मोल/S.M. Almol)  
 निदेशक/Director  
 संयुक्त निदेश/NERPC  
 विद्युत संचालन/Min. of Power  
 भारत सरकार/Govt. of India  
 शिलांग/Shillong

**NERPC, SHILLONG**  
**Day-wise schedule, actual and Deviation charge statement**  
**From 15/05/2023 to 21/05/2023**


Date	Constituents	Total Schedule (MWH)	Total Actual (MWH)	Deviation (MWH)	Receivable from the Deviation and Ancillary Service Pool Account(Rs)	Payable to the Deviation and Ancillary Service Pool Account(Rs)
18/05/2023	ARUNACHAL PRADESH	2760.57	2543.64	-216.93	2144710.51	579294.68
	ASSAM	23420.33	24135.10	714.76	736233.70	9155444.68
	MANIPUR	2334.63	2292.68	-41.94	1403106.66	1080738.68
	MEGHALAYA	3175.83	3106.53	-69.30	1327830.81	828666.03
	MIZORAM	1666.91	1566.68	-100.23	752767.64	231777.79
	NAGALAND	2408.92	2260.02	-148.90	1022346.21	13380.23
	TRIPURA	3853.26	3539.64	-313.62	2087317.48	1000221.77
	AGBPP	4443.17	4652.00	208.83	1146307.16	5538.75
	AGTCCPP	1922.81	1967.91	45.10	362627.08	227416.44
	BGTPP	12796.21	12814.49	18.28	946503.97	502035.31
	BNC	28.21	19.63	-8.59	48220.44	13470.81
	PALATANA	13203.59	13247.23	43.64	93638.25	4032.29
	DOYANG	48.00	39.12	-8.88	4912.47	48645.04
	KHANDONG	0.00	106.97	106.97	0.00	0.00
	KOPILI	0.00	0.00	0.00	0.00	0.00
	KOPILI-2	0.00	0.00	0.00	0.00	0.00
	LOKTAK	144.00	154.52	10.52	20976.12	734.17
	PARE	859.35	883.76	24.42	80512.73	17261.02
	RANGANADI	2748.00	2768.76	20.76	64311.64	33652.07
	KAMENG	4991.83	5060.65	68.82	651097.68	99626.29
	ER	-3012.19	-12435.65	-9423.45	0.00	70272964.59
NR	0.00	11505.02	11505.02	83119576.24	0.00	
19/05/2023	ARUNACHAL PRADESH	2847.20	2533.37	-313.84	2121704.69	319896.79
	ASSAM	25056.36	25983.50	927.14	579500.12	8351019.82
	MANIPUR	2338.28	2333.95	-4.32	768473.03	398917.86
	MEGHALAYA	3242.21	3187.00	-55.21	1117128.64	638113.56
	MIZORAM	1670.57	1589.89	-80.68	578490.26	389294.53
	NAGALAND	2402.51	2264.70	-137.81	818755.02	21160.58
	TRIPURA	4496.87	4664.81	167.94	727023.26	2280719.56
	AGBPP	4639.17	4995.86	356.70	1447693.63	8431.52
	AGTCCPP	1939.06	1952.95	13.89	178358.78	139976.81
	BGTPP	15181.78	14985.32	-196.46	391898.49	939911.22
	BNC	28.22	19.79	-8.42	39293.39	11491.94
	PALATANA	12875.27	12921.38	46.11	85836.40	254.37
	DOYANG	48.00	43.50	-4.50	5313.78	26655.35
	KHANDONG	0.00	0.91	0.91	0.00	0.00
	KOPILI	0.00	0.00	0.00	0.00	0.00
	KOPILI-2	0.00	0.00	0.00	0.00	0.00
	LOKTAK	144.00	149.83	5.83	11129.91	636.02
	PARE	806.25	807.75	1.51	43314.13	35647.17
	RANGANADI	2853.00	2860.20	7.20	43554.99	39097.59
	KAMENG	7449.00	7441.96	-7.03	419731.07	275106.71
	ER	-3446.62	-13725.21	-10278.58	0.00	79733238.41
NR	0.00	11490.91	11490.91	88942555.53	0.00	
20/05/2023	ARUNACHAL PRADESH	2887.80	2164.25	-723.55	3311233.23	4029.26
	ASSAM	25593.40	25610.32	16.93	2729905.59	3375070.66
	MANIPUR	2334.93	2210.83	-124.10	698474.00	130511.08
	MEGHALAYA	3747.20	3615.28	-131.92	1634340.69	600272.20
	MIZORAM	1746.87	1637.62	-109.26	528731.88	197416.00
	NAGALAND	2420.80	2294.02	-126.78	709952.16	47770.64
	TRIPURA	5529.26	5691.89	162.64	616062.60	2229644.22
	AGBPP	3924.94	4325.82	400.88	1473590.78	0.00
	AGTCCPP	1923.94	1967.96	44.02	226599.86	77473.01
	BGTPP	13934.28	13892.29	-41.99	322633.42	409734.92
	BNC	28.21	20.23	-7.98	34319.87	10597.66
	PALATANA	12879.98	12916.08	36.11	93079.64	32777.85
	DOYANG	48.00	44.98	-3.02	5499.51	25375.29
	KHANDONG	0.00	-13.79	-13.79	0.00	0.00
	KOPILI	0.00	0.00	0.00	0.00	0.00
	KOPILI-2	98.80	23.09	-75.71	0.00	222817.83
	LOKTAK	144.00	153.75	9.75	20104.61	792.39
	PARE	1044.51	1061.41	16.90	62790.28	22993.56
	RANGANADI	3208.00	3254.79	46.79	76892.44	24217.32
	KAMENG	9815.94	9779.71	-36.23	340665.40	382831.98
	ER	-3963.44	-14237.55	-10274.11	0.00	72122568.87
NR	0.00	11512.87	11512.87	77377808.10	0.00	

  
 दिरेक्टर/Director  
 बिबुतु बिबुतु/Min. of Power  
 बिबुतु बिबुतु/Govt. of India  
 शिल्लोण/Shillong

Date	Constituents	Total Schedule (MWH)	Total Actual (MWH)	Deviation (MWH)	Receivable from the Deviation and Ancillary Service Pool Account(Rs)	Payable to the Deviation and Ancillary Service Pool Account(Rs)
21/05/2023	ARUNACHAL PRADESH	2782.82	2271.20	-511.62	2294904.21	4286.55
	ASSAM	21119.13	21010.35	-108.79	2023883.92	2552174.61
	MANIPUR	2366.60	2323.46	-43.14	721445.20	345173.99
	MEGHALAYA	3613.64	3306.83	-306.81	1574321.07	216481.50
	MIZORAM	1716.60	1587.38	-129.21	734297.38	53997.76
	NAGALAND	2460.94	2367.84	-93.10	472631.32	43403.77
	TRIPURA	5367.73	5617.32	249.59	1076213.07	2993705.28
	AGBPP	4101.16	4547.42	446.26	1742687.68	0.00
	AGTCCPP	2031.83	2100.97	69.14	357202.09	36756.03
	BGTPP	13412.24	13361.72	-50.52	403011.91	437101.81
	BNC	27.94	18.76	-9.18	31183.29	7476.95
	PALATANA	12459.71	12487.91	28.20	61610.49	1347.31
	DOYANG	48.00	45.48	-2.52	3685.96	25776.88
	KHANDONG	0.00	-13.11	-13.11	0.00	0.00
	KOPILI	0.00	0.00	0.00	0.00	0.00
	KOPILI-2	172.90	174.80	1.90	1919.18	1084.76
	LOKTAK	144.00	153.07	9.07	16647.02	0.00
	PARE	1415.34	1435.72	20.38	77730.86	19890.70
	RANGANADI	3858.50	3849.17	-9.33	85480.92	245509.58
	KAMENG	4800.20	4813.24	13.04	223714.99	132496.84
ER	-3462.51	-14540.49	-11077.98	0.00	66174798.12	
NR	0.00	11492.36	11492.36	64250276.59	0.00	

**SUMMARY OF WEEKLY DEVIATION CHARGES**

	Constituents	Total Schedule (MWH)	Total Actual (MWH)	Deviation (MWH)	Receivable from the Deviation and Ancillary Service Pool Account(Rs)	Payable to the Deviation and Ancillary Service Pool Account(Rs)
<b>FOR THE WEEK FROM 15/05/2023 TO 21/05/2023</b>	ARUNACHAL PRADESH	18030.88	16893.94	-1136.94	11241401.50	5818204.35
	ASSAM	164346.85	165448.25	1101.41	18219088.92	31644424.49
	MANIPUR	15999.63	15668.91	-330.72	6081251.25	3101751.34
	MEGHALAYA	23814.07	23028.53	-785.54	9272453.85	4316399.27
	MIZORAM	11787.55	10511.13	-1276.42	6032859.27	1041759.43
	NAGALAND	16464.19	15552.61	-911.58	5403634.00	173360.72
	TRIPURA	33929.89	34400.11	470.22	9157935.07	13621509.20
	AGBPP	29958.92	32548.69	2589.76	11182180.20	81116.36
	AGTCCPP	13756.18	14247.16	490.98	2462433.04	1095108.36
	BGTPP	95997.58	95560.08	-437.50	3642573.03	3906334.67
	BNC	196.87	133.51	-63.35	258614.82	69865.19
	PALATANA	91240.14	90947.52	-292.62	614181.14	2271990.69
	DOYANG	336.93	307.76	-29.17	35129.96	216123.46
	KHANDONG	0.00	144.65	144.65	0.00	0.00
	KOPILI	0.00	0.00	0.00	0.00	0.00
	KOPILI-2	271.70	197.89	-73.81	1919.18	223902.59
	LOKTAK	1008.00	1076.85	68.85	133928.19	4333.19
	PARE	5631.16	5722.63	91.47	349542.62	137872.58
	RANGANADI	17344.00	17141.66	-202.34	325618.16	703352.07
	KAMENG	38723.29	38832.44	109.15	2665472.92	1307611.27
ER	-10761.73	-84155.43	-73393.70	0.00	487451619.97	
NR	0.00	79016.15	79016.15	508392947.31	0.00	

  
 (एस.एम. आइमल/S.M.Aimal)  
 निदेशक/Director  
 उ.पू.से.वि.सं./NERPC  
 विद्युत मंत्रालय/Min. of Power  
 भारत सरकार/Govt. of India  
 शिलांग/Shillong